

CM1008D



The Apart CM1008D is a 2-way 8 ohm built-in design ceiling loudspeaker. The loudspeaker has a 8" woofer and a 1" coaxial tweeter. CM1008D is the perfect choice for the distribution of microphone calls and background music. The mounting frame is made of high quality ABS. The steel grille is kept in place by strong magnets.

Safety precaution

- Keep this manual for future reference.
- When cutting the mounting hole for the speaker, make sure there is sufficient clearance behind the panel (no obstructions like A/C channels, power lines etc).
- Take care of your speaker wires, they should be free of damage. Damaged speaker wires might result in poor sound quality and can damage amplifiers.
- Only use accessories specified by the manufacturer
- Make sure the mounting panel can support the speakers weight.
- Use sufficient amount of speakers to avoid dead spots.
- No mains power shall be connected to the loudspeakers, doing so will damage the speaker.
- This apparatus should only be serviced by qualified personnel. If not warranty might be void.
- Use cable of the right gauge, certainly for long runs.
- Use cables with clear color indication and maintain polarity throughout the whole system.
- Avoid loud feedback from microphones, this can damage your speaker.
- Please check the units condition after unpacking. If the outside of the carton box has been damaged, inform your shipper immediately.

Warranty info

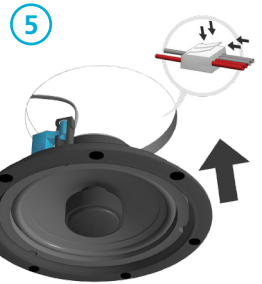

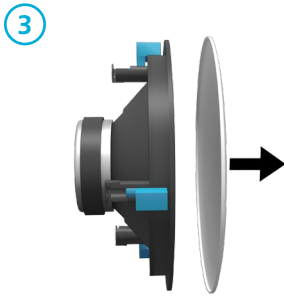
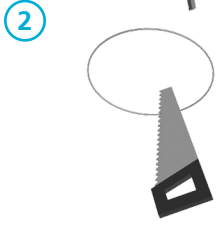
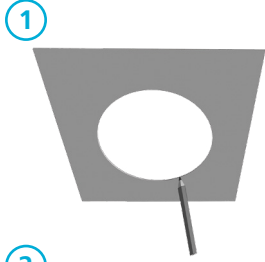
Warranty claims and claims for hidden defects can be considered only if the defects appear within the warranty period of 24 months and are notified within 8 days following their appearance per registered letter. The warranty is not valid in case of an incident, wear, for moving parts, power surges, inadequate packing

or shipping, improper use or storage and the disregard of recommendations of Audioprof. The warranty only concerns the spare parts and not the involved labor, transportation or any other costs. The product must be returned in the original packaging with the proof of purchase by an Audioprof authorized reseller.

The general terms and conditions can be found here:

http://www.apart-audio.com/conditions/General_Terms_and_Conditions_Apart_Audio.pdf

Mounting the loudspeaker



The loudspeaker is easy to install, due to its simple mounting system.

- (1) Use the cutout template to mark the mounting hole.
- (2) When making the hole in your mounting panel, double check if there are no cables or any other obstructions behind the mounting panel. Cutting the mounting panel without this check might result in damaged infrastructure or power lines. Please make sure that the mounting structure is capable of safely supporting the speaker's weight.
- (3) Remove the speaker grille.
- (4) Turn the dog-ears inwards and tighten the dog-ear screws slightly to make them stay in the inward position.
- (5) Connect the speaker wires and insert the speaker in the precut speaker opening.
- (6) Fasten the dog-ear screws carefully until the speaker sits safely in place. Do not overtighten the dog-ear screws!
- (7) The speaker grille is held in place by powerful magnets.

outside diameter	250 mm	SPL 1W/1m	90 dB
depth	90 mm	max SPL 1m	107 dB
cutout	223 mm	frequency response	50 - 20K Hz
loudspeaker system	2-way	main construction material	ABS plastic
woofer size	8 inch	grille main material	steel
woofer cone material	polypropylene	IP rating	50
tweeter size	1 inch	applicable low impedance	yes
mounting system	3 screws	applicable in 100 V / 70 V	no
impedance	8 ohms	dispersion angle (1000 Hz)	180°
low impedance dynamic power	100 watts	min / max ceiling thickness	3 - 27 mm