

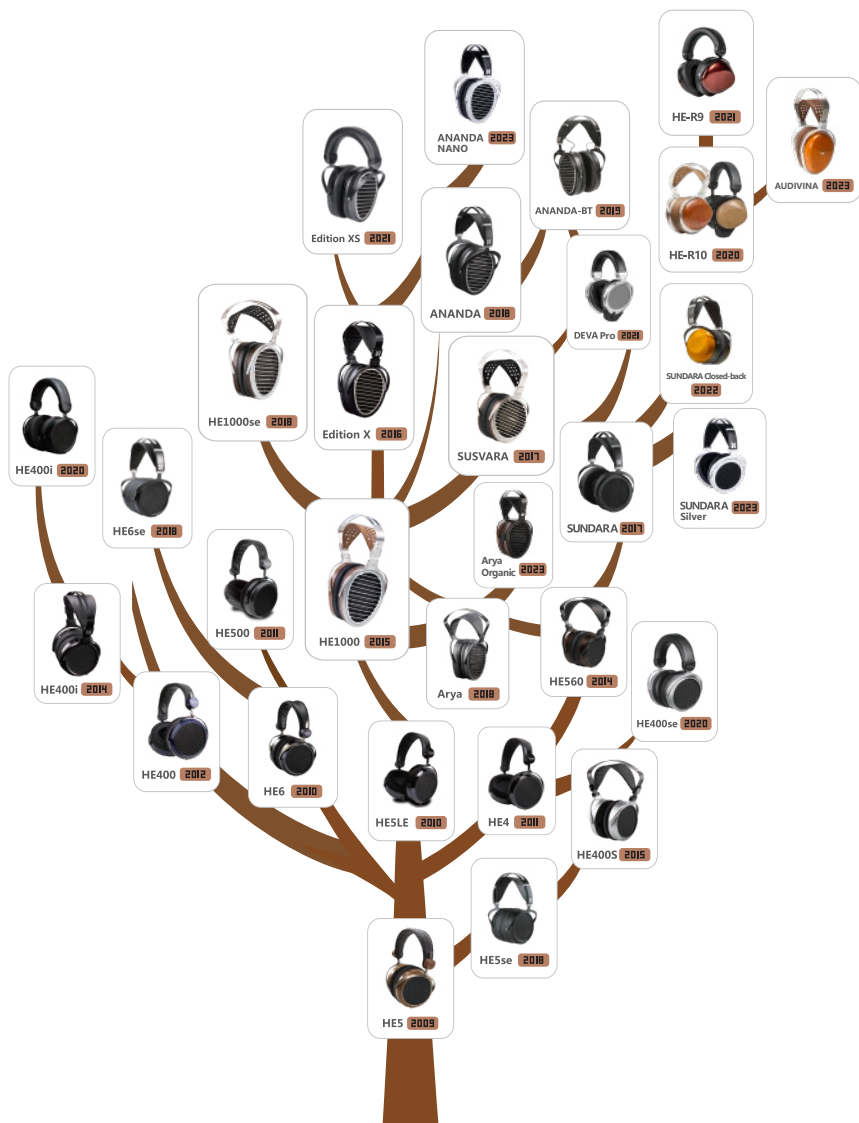
Customer Service Tel: 1- 201-443-4626
E-mail: customerservice@HIFIMAN.com
Website: www.HIFIMAN.com

Sundara

Sundara (सुन्दर) is Sanskrit meaning "beautiful"

TABLE OF CONTENTS

2	A Decade of Planar Renaissance
4	Message from the Founder
6	Headphone Overview
	Ultra-Fine Diaphragm
	The Headband
	The Grills
	The Cables
	The Connection Sockets
	The Ear Pads
10	Technical Data
	Specifications
	Package Contents
	Pairing Information
13	Set-up Instructions
	Headband Adjustment
	Replacing Ear Pads
	Set-up and Operation
	Care and Maintenance
17	HIFIMAN Limited Warranty



A Decade of Planar Renaissance

HIFIMAN is proudly celebrating its first decade and noting here some of our many milestones in those first ten years.

Though the company's first product was a landmark portable player, HIFIMAN is best known for its high performance full-size headphones utilizing planar magnetic technology. Though this technology wasn't new when HIFIMAN began its journey, it did present significant challenges to headphone designers. Planar headphones were heavy, uncomfortable and very inefficient requiring large amplifiers that didn't readily exist at the time.

HIFIMAN met those challenges head on and began designing headphones that not only sounded amazing but pushed at the boundaries of what was possible from a planar magnetic headphone. For example, the Edition X V2 is so efficient it can be driven by a smartphone. That was unthinkable just a few years ago. This development trend steadily continues to today where the planar has stylish headphones that combine best-in-class sonic performance with sublime comfort.

"I give a lot of credit to HIFIMAN for the renaissance we're now seeing in high-end headphones, and in particular for the recent resurgence of interest in planar magnetic headphones. Fang Bian has done a great deal to advance the art of headphone sound."

Brent Butterworth

Renowned Audio Writer



Message from the Founder

Thank you for your purchase of a HIFIMAN product. We take great pride in offering audio products that provide best-in-class performance and value.

Though it seems like only yesterday when I started HIFIMAN as a passionate audiophile, we just finished our first decade in business and eagerly look forward to an exciting future. The company has grown rapidly and the HIFIMAN brand has become one of the most respected in the industry.

Even with our success, the one thing that has not changed is my passion for music and creating products that help recreate that live experience. Now, I am joined by many others in the company who share my passion and in turn, we humbly share that with you.

Thank you again for your purchase. I hope you will find this guide useful in learning about your product which will help you enjoy countless hours of listening pleasure.

Happy listening,

Fang

Dr. Fang Bian,
Founder and CEO

Headphone Overview

The HIFIMAN SUNDARA is an open backed headphone with a specially designed planar magnetic driver. The connection to which is made via the supplied cable with socketed connectors which offers a secure and sturdy connection yet allow for easy cable swapping. The headphone's relatively high sensitivity is higher than is typical in a planar magnetic headphone and allows it to be driven with some ease by conventional headphone amplifiers and even many mobile phones. The SUNDARA also offers an impressive frequency response range, from 6-75kHz and with all the dynamic realism that HIFIMAN headphones are renowned for.

Compared with previous HIFIMAN headphones the SUNDARA features an all new headband that borrows from our two previous designs. All of the comfort and even weight distribution of the latter style but the more conventional appearance of the early designs. This means you can enjoy your audio in all possible comfort and with their angled pads, you can listen all day long. Sonically they share the same HIFIMAN level of resolution and even handed sonic performance across the acoustic spectrum that you have come to expect. Smooth and highly extended, delicately nuanced treble and rich, hearty, punchy and rhythmic lows too. Vocals and strings are astonishingly true to life.

The SUNDARA is meant to be used by a wide range of sources, from the upper end quality of a large desktop amplifier and yet it can also be run superbly from our own little SuperMini. Power, control and finesse all sewn up in to sumptuous headphone that we think is as visually stunning as it is sounding.

Ultra-Fine Diaphragm

HIFIMAN has been researching and developing diaphragms for many years, this core technology has been further utilized in the design of SUNDARA. The production, processing and installation of diaphragm materials is highly complex, trying to create materials with both high tensile strength and low weight. The driver's extremely low thickness and mass means it can produce tremendously low distortion levels yet offer a highly dynamic response. This, while difficult to achieve it is made possible by HIFIMAN's extensive Planar Magnetic technology, offering headphones that can be powered by nearly any portable device or mobile phone. Yet, the SUNDARA can offer the listener a perfectly integrated end result where the audio produced is of a remarkable tonal quality and clarity.



Compared to conventional dynamic driven headphones, planar magnetic headphones have solved problems such as surface distortion of high frequency audio and the lingering vibrations in a dynamic loudspeaker. The large and heavy magnets used face a residual vibration due to the retained momentum in the driver as it moves. In a Planar Magnetic the utilization efficiency has been improved by the weight of drivers being reduced with the use of our ultra-fine diaphragm in the SUNDARA.

The thickness of the SUNDARA's diaphragm is a sliver of the width of a human hair. This light, high tensile strength material with HIFIMAN's patented Planar Magnetic technology are a perfect sound producing pairing. We have had to select from numerous prototype designs and production methods and the best-sounding materials yet keeping an eye on making such audio technology affordable.

The Headband

The ergonomic and comfortable headband is designed to fit for most people, with greater reliability and durability.

The new SUNDARA headband retains the comfort of the weight spreading headstrap but the overarching headband has been contoured to a more human shape. The SUNDARA remains as comfy to wear yet makes a more urban visual aesthetic. The headband's more minimal look perfectly complements the matte black anodized finish which absorbs the eye as it does light.

The new headband also incorporates a sleek unibody yolk attaching the frame to the headphone cups making a seamless ergonomic sweeping curve that is both elegant and functional. Its single piece of metal construction makes it durable enough to withstand the rigours of modern urban life.

To adjust the headband, simply move each ear cup up or down until the top of the headband rests comfortably on your head and the ear cups surround your ears.

The Grills

The new outer grills have been designed with three key aspects, sound, protection and aesthetics. The New SUNDARA grill strikes a perfect balance of all three providing a sturdy protective outer barrier for the delicate innards without disrupting their audio and does it all with a jet black finish. The gently glossy sheen creates a striking balance against the matte black cups. Black against black, shimmer against pure light absorption, it's the perfect match to their sumptuous audio.

The Cables

The cable configuration used for the SUNDARA is a crystalline copper wire. Comprised of materials chosen to ensure low resistance in the signal transmission and high mechanical strength for daily use which should ensure a long and fruitful existence.

The cables are user-replaceable and have channel orientation for left and right. An "L" and "R" are indicated inside the headband. Once the cable is installed with the correct channel orientation, an easy way to tell left and right is the cable is connected slightly toward the front of the ear cup. The cable will then drape across the user's chest for greater comfort.

The Connection Sockets

The New SUNDARA makes use of a new 3.5mm socket for its cable connection. This gives an even more sturdy and robust physical connection for attaching the cables to and gives a greater surface area for signal transmission to boot. Giving not only a boost to its audio potential but raising the levels of punishment the connection can withstand too.

The Ear Pads

The symmetry of the ear pads on the SUNDARA conforms around the human ear, comfortably distributing the weight evenly yet offering a secure and sound grip. The pads themselves are gently bevelled, contouring and moulding to the users head thus providing superb comfort for long listening sessions.

Technical Data

Specifications

Frequency Response: 6Hz - 75kHz

Impedance: 32 ohms

Sensitivity: 92dB

Weight: 342g (12.06oz)

Package Contents

(1) Pair of headphones

(1) 1.5m headphone cable (3.5mm plug)

(1) Pair of ear pads (mounted on headphone)

Pairing Information

The SUNDARA is an easy to drive headphone meaning it will require nothing special to drive it properly. You can power a SUNDARA happily out of your mobile phone but it does scale with more power too. If you have a moderate desktop amp or a portable powerful DAP like the SuperMini your SUNDARA will scale accordingly and give you ever greater audio performance.

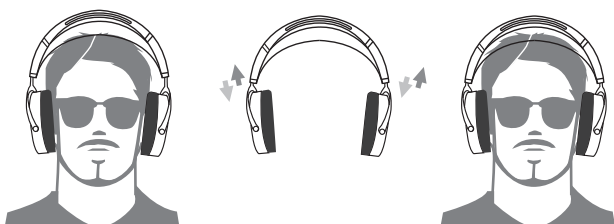
SUNDARA



Set-up Instructions

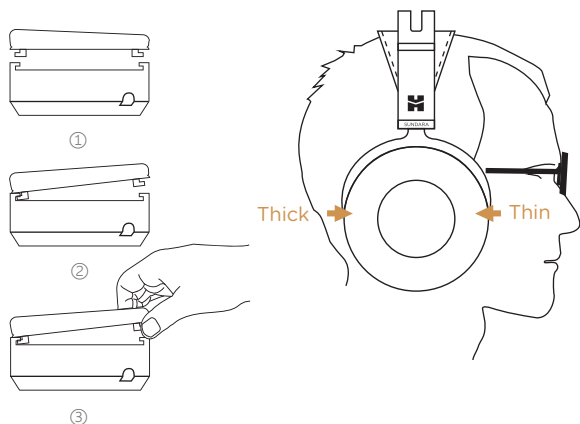
Headband Adjustment

To help fit the headphone to your head, you may use the two adjustment blocks to change the position of the headband strap to better accommodate your head.



Replacing Ear Pads

To remove the ear pads, locate the clips on the inside of the pad, and use two fingers to gently bend them in and slip them out. To install new pads, simply align the ear pad with the mounting ring, and gently bend the clips so they slot in their appropriate locations.



Set-up and Operation

1. Please allow for a period of “burn in” where you allow playback of audio for a period of 150 hours to allow the headphones to reach their fullest audio potential.
2. The headphone connectors utilize a new 3.5mm connector (our prior models use 2.5mm) They slot in an identical fashion to the standard 3.5mm sockets as found on a multitude of audio devices.
3. The supplied cable 3.5mm is user changeable and replaceable. A 6.35mm adapter can also be used in addition with the standard 3.5mm jack to enable use on outputs with a 6.35mm socket.
4. Be aware the SUNDARA is relatively sensitive so please make sure to turn the volume dial low before connecting to an audio source. You only have 1 pair of ear drums, look after them.
5. Please listen to the SUNDARA at moderate listening levels so that you can continue to enjoy their audio quality for years to come.
6. The drivers do not require user maintenance, do not touch them. Please contact HIFIMAN if your drivers have a problem.

Care and Maintenance

Planar headphones benefit from break-in to achieve optimum performance. Usually this takes up to 150 hours however there is nothing special you need to do other than enjoy your headphones.

Wipe the surfaces (ear pads, cups) with a microfiber cloth and store the headphone in a dry, cool and safe place (away from dust, heat, humidity, sunlight, younger kids and pets if possible). For the headband, wipe it periodically to remove any dust.

Do not expose the headphone to excessive heat or cold.

Do not use any headphone while driving or operating machinery.

Do not use volatile substances alcohol, acetone, gasoline or dish detergent to clean the headphone.



SUNDARA

HIFIMAN Limited Warranty

Your product is warrantied for a period of one year beginning with the original date of purchase. If you join HIFIMAN on Facebook, your product warranty will be extended for an additional six months. Please contact HIFIMAN customer service if you need any assistance.

The dated sales or delivery receipt is your proof of purchase. You may be required to provide proof of purchase as a condition of receiving warranty service so please keep it handy.

If your product is under warranty and malfunctions occur, please contact HIFIMAN customer service or your authorized dealer. If necessary, and at the discretion of HIFIMAN, the company will provide a warranty repair or replacement of your product.

Caution: do not disassemble or modify the product in any way. Tampering with or modifying your HIFIMAN product will void its warranty.

This Limited Warranty does not apply to :

1. Defective or discolored parts if the damages are caused by fluids, dirt, missing keys, broken plastic parts or improper use.
2. Damage caused by misuse with another product.
3. Use of the product for other than its normal intended use, including, without limitation, failure to use the product in accordance with the supplied "Owner's Guide"
4. Damage caused by accident, abuse, neglect or misuse.
5. If you do not have a valid dated receipt showing proof of purchase.
6. Damage caused by services/repairs or other modifications to the system carried out by anyone other than HIFIMAN or an authorized HIFIMAN distributor or dealer.
7. Damage caused by self-repair or if the unit has been disassembled or modified in any way.

HIFIMAN guarantees your satisfaction and will do everything reasonable to achieve that. If you have any questions or concerns with your product, simply contact your authorized dealer or HIFIMAN directly (if purchased from us) and explain the issue in detail. Should a return be required, a RA# will be issued. Return shipping to HIFIMAN or authorized service facility will be at the owner's expense.

The warranty applies to the first purchaser and is not transferable. Should you need warranty service please contact your authorized HIFIMAN dealer. Or email us directly at customerservice@HIFIMAN.com

If you have any concerns with your product: please contact us to explain the issue in detail. If a return/refund is required, a RA# will be issued. Return shipping to HIFIMAN or authorized service facility is done at the owner's expense.

For any further information or questions, please contact your authorized HIFIMAN dealer. Or email us directly at customerservice@HIFIMAN.com.



facebook.com/hifimanelectronics



twitter.com/hifimanofficial



www.hifiman.com